




## element CC

Building on the success of our innovative Element M-Hull™, we've created the Element CC5, CC6 and new CC7; three self-bailing, center console designs perfect for family fishing or day boating. Ideal for coastal cruising, fishing or other recreational activities, their clean and open layouts make them a great, versatile choice.

CC5



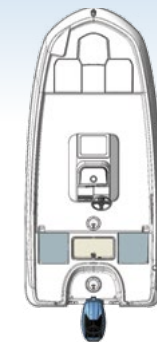
Optional full filler cushion pack and rails

Standard swim platform extension for easy access to the water

Rear casting deck has storage beneath 2 flip-up jump seats

### CC5

Length Overall (LOA)	5.41 m
Hull length	4.89 m
Beam	2.22 m
Deadrise	N/A
Draft max	.30 m
Fuel capacity	68.1 l
Max people capacity	5
Max HP rating	80 HP



## COASTAL CRUISING REINVENTED


CC7



Their bow sections feature an anchor locker and two large bow storage lockers; all covered by a large bow cushion/sunpad. The boat's aft section features flip up jump seats flanking a roomy lined storage compartment ideal for snorkeling gear or other provisions. Dual swim platform extensions make boarding from the water easier. Our optional Fishing Package converts each to a great bay fishing boat making them as versatile as it gets.

The addition of the CC7 affords the more serious cruiser or angler a full, 7-meter platform to relax, unwind or work fish—all at a price that will have you doing a double take.

To view a full list of available options including colors and graphics, visit our website or your local Bayliner dealer.




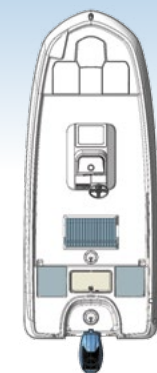
Center console helm features easy-to-read gauges, plexiglass windscreen, stainless grabrail, and room to mount electronics

Comfortable aft bench seats with 2 folding seats and storage underneath

Roomy bow platform has an anchor locker and 2 storage compartments

### CC6

Length Overall (LOA)	6.01 m
Hull length	5.49 m
Beam	2.22 m
Deadrise	N/A
Draft max	.30 m
Fuel capacity	118 l
Max people capacity	6
Max HP rating	115 HP



Optional bow sunpad extendable with large storage underneath

Optional T-Top with rod holders

The standard leaning post gives you comfort while running and 4 added rod holders

### CC7

Length Overall (LOA)	6.81 m
Hull length	6.29 m
Beam	2.36 m
Deadrise	N/A
Draft max	.4 m
Fuel capacity	189 l
Max people capacity	10
Max HP rating	150 HP

